





# GRU A TORRE

# GA 520

GRU AUTOMATICA CON  
MONTAGGIO IDRAULICO

GA	●	
GA compact	●	
GH city crane	●	
GHS topless	●	



*FB F.lli Butti s.r.l.*

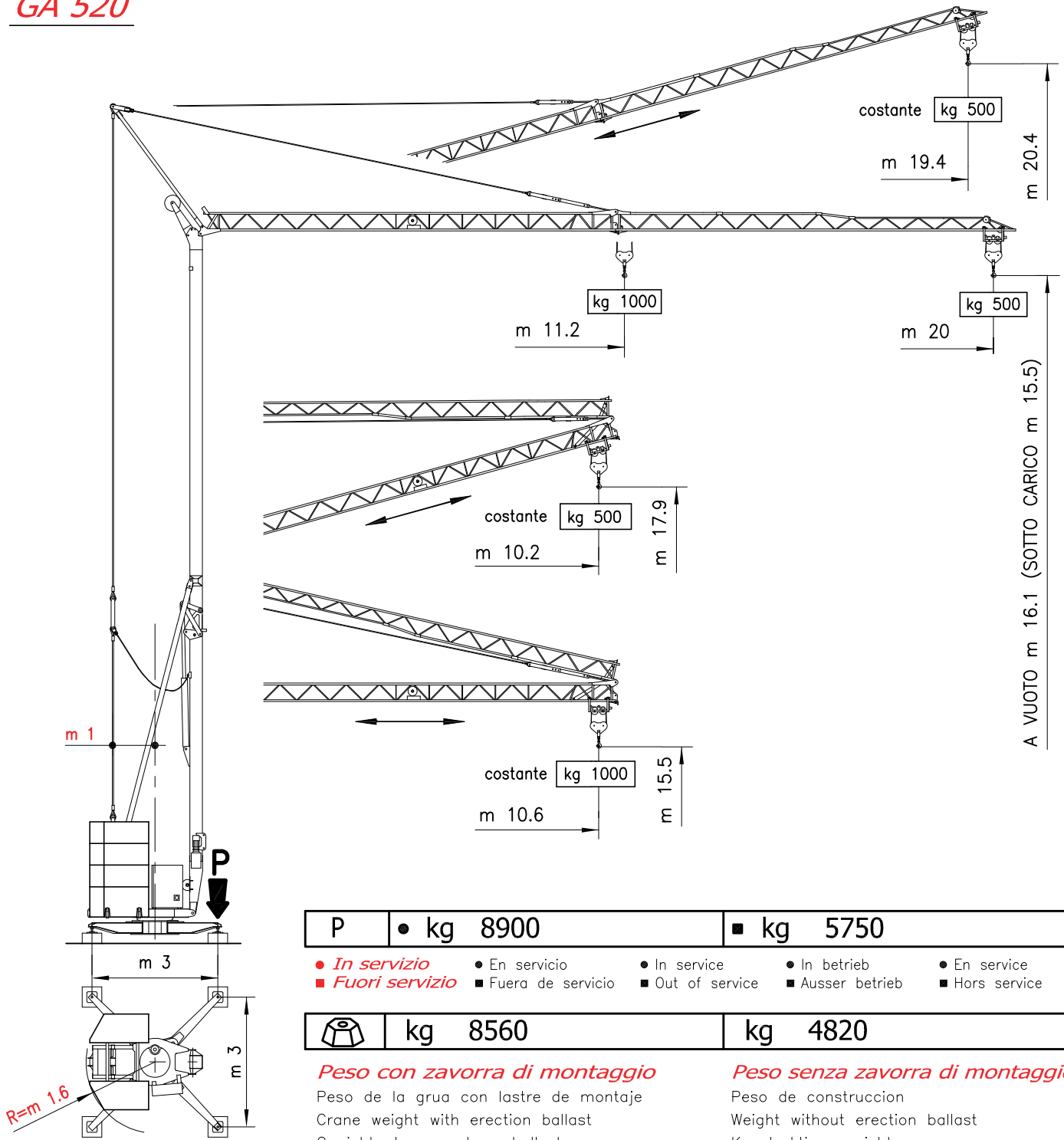
*Via XXV Aprile, 58*

*23868 Valmadrera (LC)*

*Tel. 0341.581108 - Fax 0341.200253*


*E-mail : fbgru@fbgru.it - <http://www.fbgru.it>*

CE



P	● kg 8900	■ kg 5750
---	-----------	-----------

- *In servizio*      ● En servicio      ● In service      ● In betrieb      ● En service
- *Fuori servizio*      ■ Fuera de servicio      ■ Out of service      ■ Ausser betrieb      ■ Hors service

	kg 8560	kg 4820
---	---------	---------

**Peso con zavorra di montaggio**

Peso de la grua con lastre de montaje  
Crane weight with erection ballast  
Gewicht ohne montage-ballast  
Poids avec lest de montage

**Peso senza zavorra di montaggio**

Peso de construcción  
Weight without erection ballast  
Konstruktionsgewicht  
Poids sans lest de montage

**CURVE DI CARICO**

CURVAS DE CARGAS — LOAD DIAGRAMS  
LASTKURVEN — COURBES DE CHARGES

m	11.2	12	13	14	15	16	17	18	19	20
kg	1000	922	839	768	707	654	608	568	532	500

**BRACCIO IMPENNATO**

FLECHA IZADA  
LUFFING JIB  
AUSLEGER IN STEILSTELLUNG  
FLÈCHE RELEVÉE



**Carrellino distributore**


Carrellino distribuidor — Traversing trolley  
Verfahrbare laufkatze — Chariot distributeur

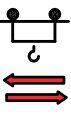
kg 500


# MECCANISMI

MECANISMOS — MECHANISMS  
ANTRIEBE — MÉCANISMES

<b>MOVIMENTO</b> MOVIMIENTO MOVEMENT BEWEGUNG MOUVEMENT	<b>ALIMENTAZIONE</b> ALIMENTACION OPERATING VOLTAGE BETRIEBSSPANNUNG TENSION DE SERVICE	<b>PRESTAZIONI</b> FUNCIONAMIENTOS PERFORMANCES LEISTUNGEN EXÉCUTIONS	<b>POTENZA NECESSARIA</b> POTENCIA NECESARIA POWER REQUIREMENT KRAFTE DARF PUISSANCE NÉCESSAIRE
---	---	---	---

		▷ m/1' - kg	▷▷ m/1' - kg	▷▷▷ m/1' - kg	
<b>SOLLEVAMENTO</b> ELEVACION — HOISTING HEBEN — LEVAGE   <b>INVERTER</b>	230 V 50 Hz	6 ↓↑ <i>1000</i>	14 ↓↑ <i>1000</i>	23 ↓↑ <i>500</i>	kW 4
	400 V 50 Hz	6 ↓↑ <i>1000</i>	15 ↓↑ <i>1000</i>	24 ↓↑ <i>500</i>	

		▷ m/1'	▷▷ m/1'	
<b>CARRELLO</b> CARRILLO — JIB TROLLEY LAUFKATZE — DISTRIBUTION   <b>INVERTER</b>	230/400 V 50 Hz	15	34	kW 1

		▷ g/1'	▷▷ g/1'	
<b>ROTAZIONE</b> ROTACION — SLEWING DREHEN — ORIENTATION   <b>INVERTER</b>	230/400 V 50 Hz	0 → 0,3	0,3 → 1	kW 1.5



Conforme alle direttive  
CEE sul livello acustico  
2000/14/CE

Conforme con las directivas  
CEE sobre el nivel acustico

In compliance with the EEC  
instructions on noise level

Gemass EWG-Richtlinien für  
den Schall-Leistungspegel

Conforme aux directives CEE  
sur le niveau acoustique

# POTENZA RICHIESTA

POTENCIA-ELECTRICA NECESARIA — NECESSARY ELECTRIC POWER  
KRAFTBEDARF — PUISSANCE ELECTRIQUE NÉCESSAIRE

<b>ALIMENTAZIONE MONO-TRIFASE</b> MONO-TRIFASICA SINGLE PHASE EIN-DREIPHASIGE MONO-TRIPHASE	<b>SOLLEVAMENTO</b> ELEVACION HOISTING HEBEN LEVAGE	kg 1000
<b>TRIFASE</b> TRIFASICA THREE PHASE DREIPHASIGE TRIPHASE	6.5 kw	400 V - 50 Hz
<b>MONOFASE</b> MONOFASICA MONO PHASE EINPHASIGE MONOPHASE	3 kw	230 V - 50 Hz

Con riserva di modifiche

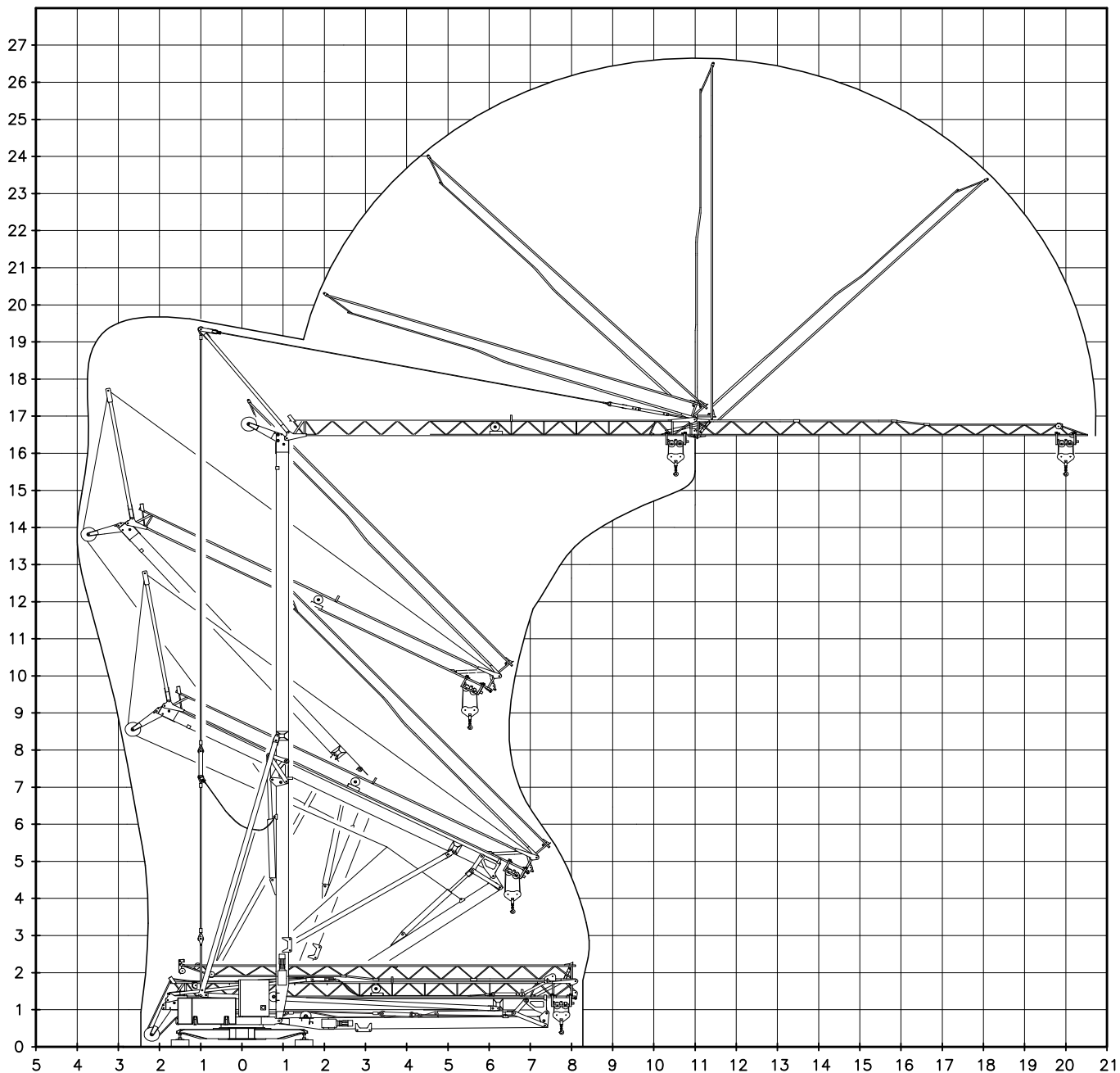
Derecho de modificaciones reservadas

Subject to change without notice

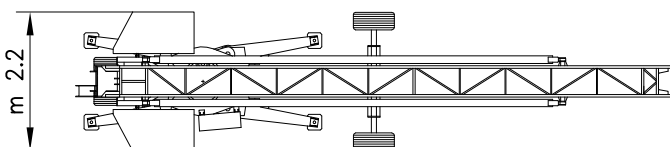
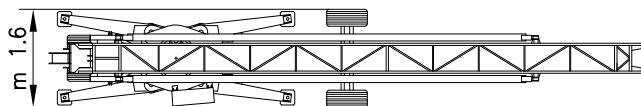
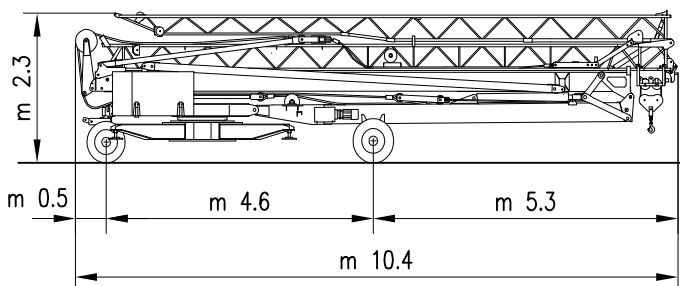
Anderungen vorbehalten

Modifications réservées

**MONTAGGIO** MONTAJE — ERECTION  
MONTAGE — MONTAGE



**TRASPORTO** TRANSPORTE — TRANSPORT  
TRANSPORT — TRANSPORT



**Baumgartner Kran GmbH**

Bahnhofstrasse 72  
5322 Koblenz

**Tel. +41 (0)79 662 21 02**

[www.baumgartnerkran.ch](http://www.baumgartnerkran.ch)  
[info@baumgartnerkran.ch](mailto:info@baumgartnerkran.ch)

